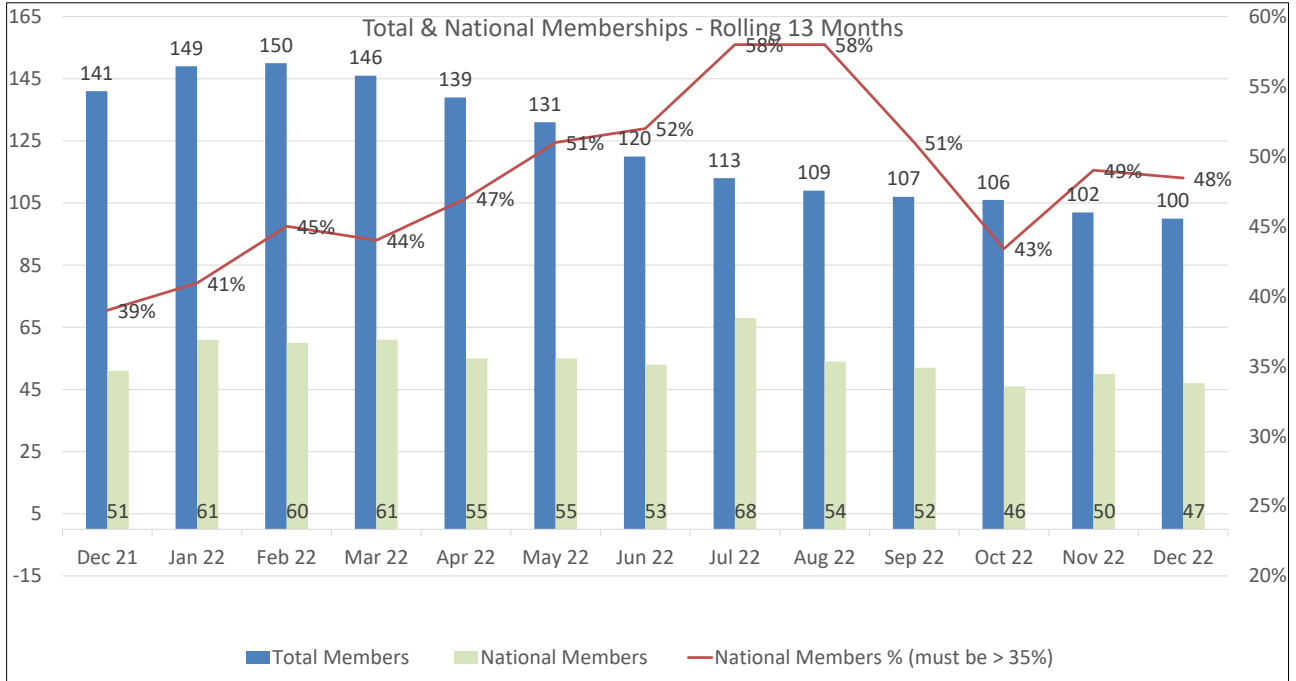


ATD Charlotte Chapter December 2022 Scorecard

Membership Overview

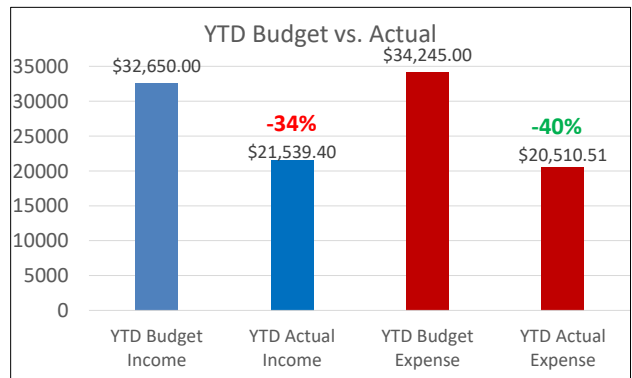
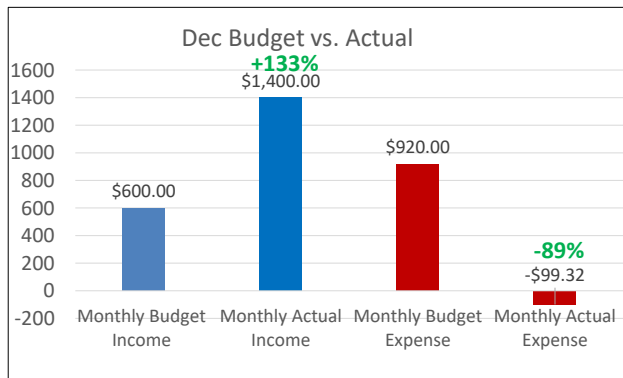


2022 Avg Membership Avg: 123
Highest National Percentage: 58%*
(*Per N'tl/not including past due members 47/97)
 National Goal is 35% during fiscal year)
YoY - (-41) from December 2021
4 Guests to NM Conversion YTD

December Data:
 4 New Members
 7 Renewals
 6 Non-Renewals
 National ATD Store Activity: 20 YTD

Past Due & Upcoming Renewals
 3 Past Due/Set to Expire
 3 (Nov) 0 (Dec)
 Upcoming Renewals
 10 (Jan)

Financial Summary



December Summary
 Budgeted Income: \$600.00
 Actual Income: \$1400.00
 Budgeted Expense: \$920.00
 Actual Expense: (-\$99.92)
Profit of \$1499.32

Financial Summary
 **Chkg Acct Balance: \$37,499.56
 MMA Balance: \$28,489.36
 Total Cash on Hand: \$65,988.92

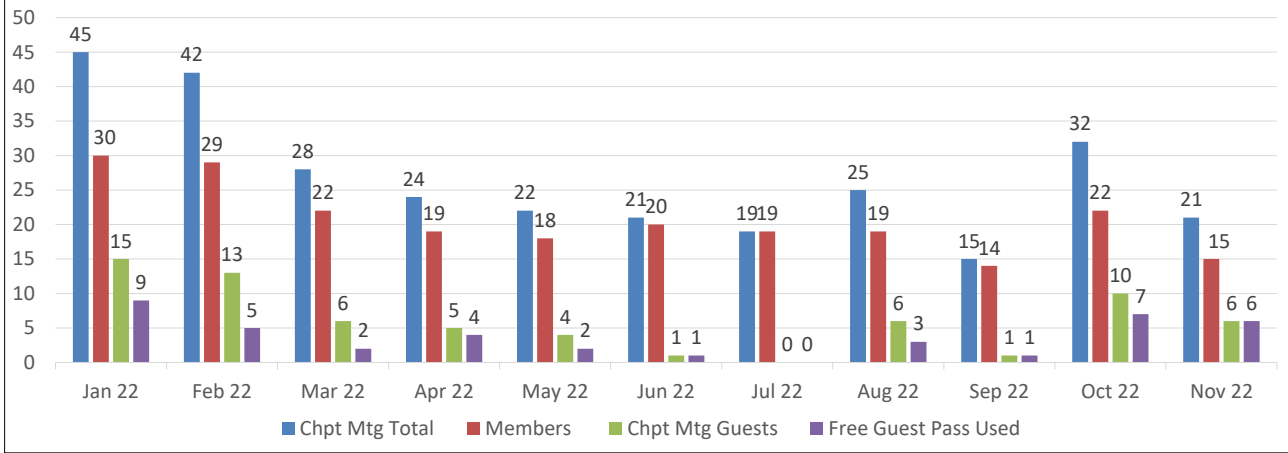
YTD Summary
 Budgeted Income: \$32,650.00
 Actual Income: \$21,539.40
 Budgeted Expense: \$34,245.00
 Actual Expense: \$20,510.51
Profit of -\$1028.89

**Cash on hand reflects \$4500 less that has been given towards the Carolina Regional Conference from our Chapter
 This amount is not reflected in the budgeted or actual expenses

Monthly Meeting Overview

ATD Charlotte Chapter December 2022 Scorecard

Monthly Meeting Attendance - Rolling 13 Months



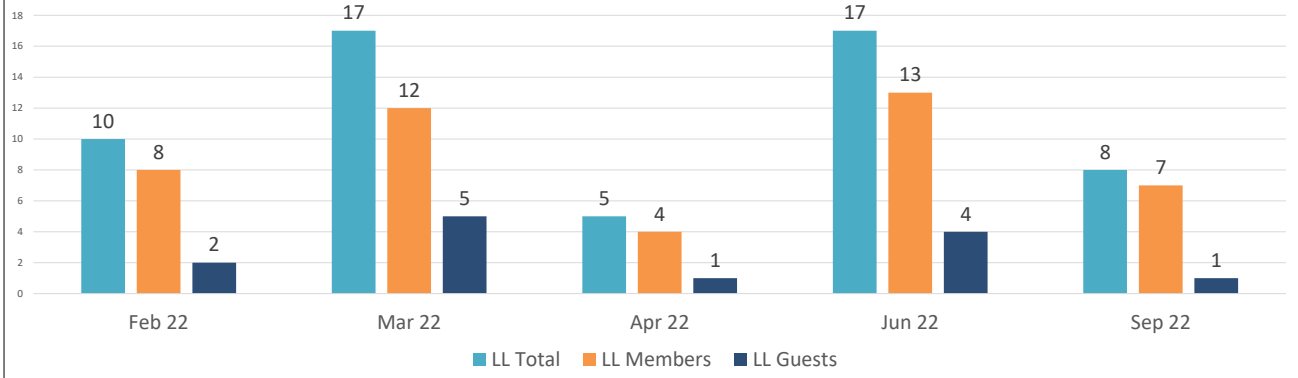
13 Month Averages:
Chpt Mtg Attendance: 28
L&L Avg Attendance: 8

Nov Chpt Mtg Attendance: 21
Nov Chpt Mtg Guests: 6
Nov Chpt Mtg No-Shows: 6

Nov L&L Attendance: n/a
Nov L&L Guests: n/a
Nov L&L Non-Shows: n/a

Lunch & Learn Overview

Monthly Lunch & Learn Attendance - Rolling 13 Months



Chapter Meeting Survey Results

Monthly Chapter Meeting Survey Results - Last 6 Months

