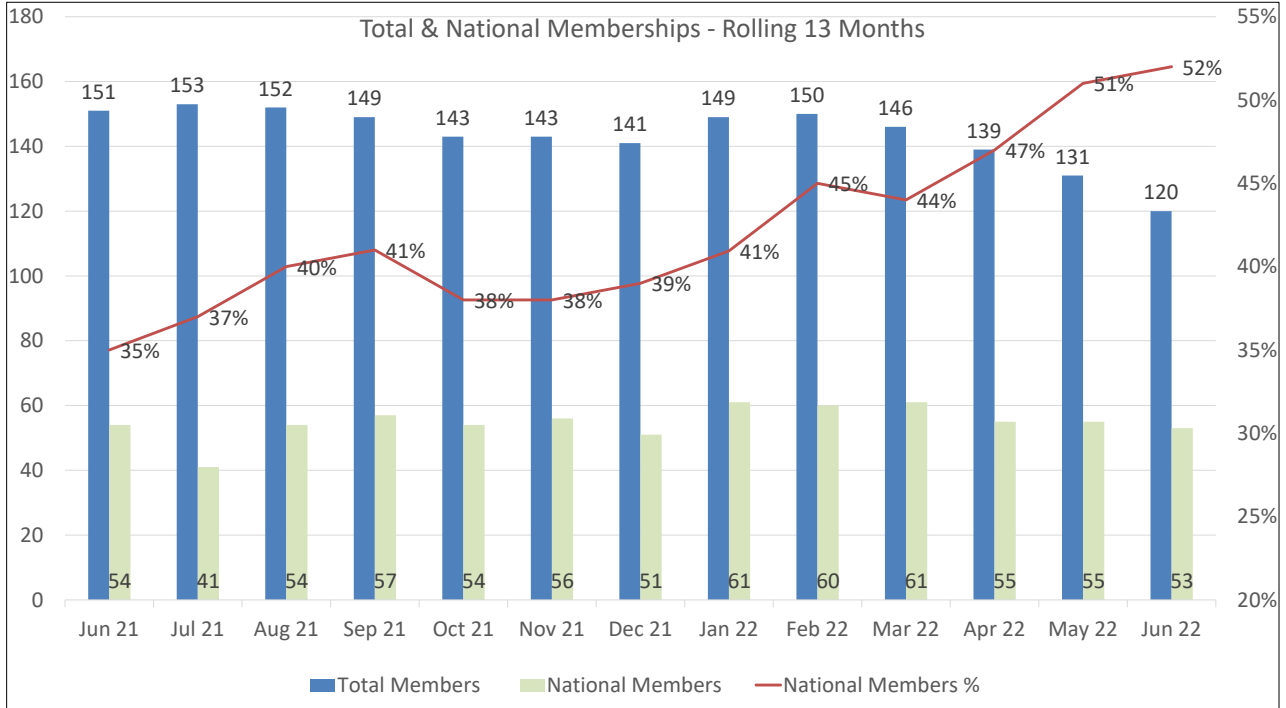


ATD Charlotte Chapter June 2022 Scorecard

Membership Overview

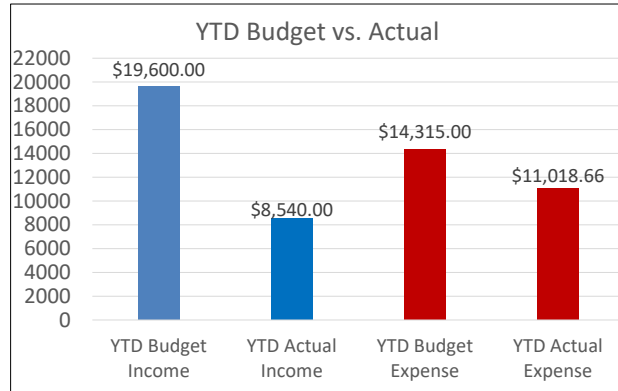
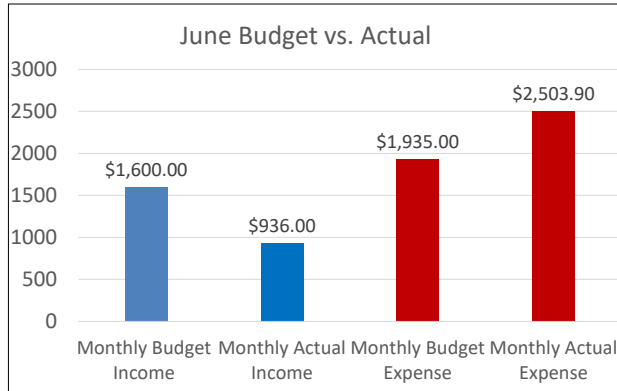


2022 Avg Membership Avg: 139
Highest National Percentage: 52%*
(*Per N'tl/not including past due members 53/102)
National Goal is 35% during fiscal year)
YoY - (-31) from June 2021
1 Guests to NM Conversion YTD

June Data:
1 New Members
6 Renewals
12 Non-Renewals

Past Due & Upcoming Renewals
21 Past Due/Set to Expire
13 (May) 8 (June)
Upcoming Renewals
11 (July)

Financial Summary



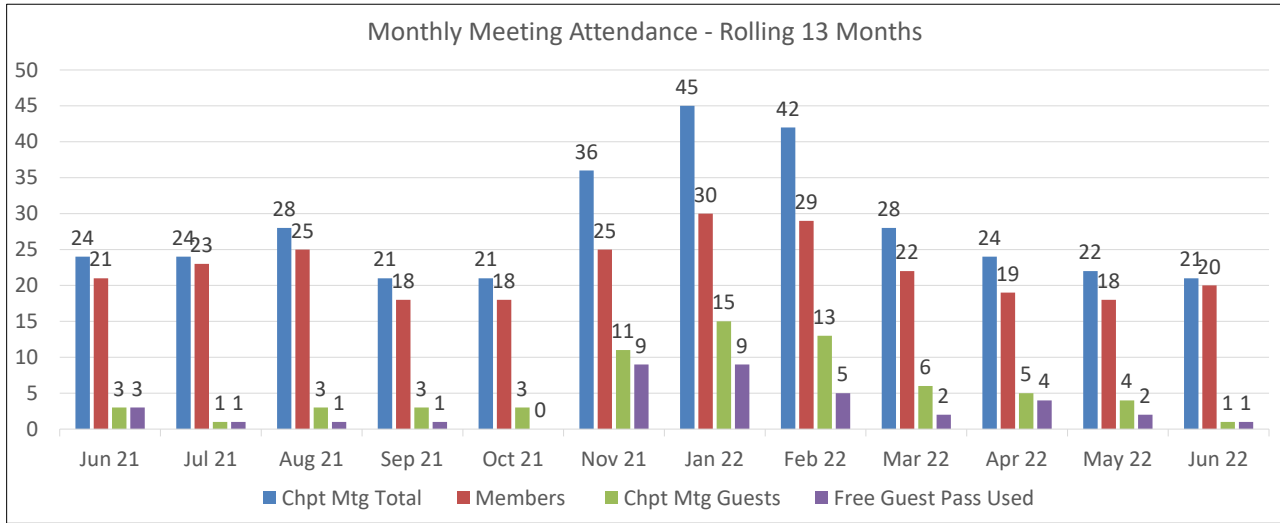
June Summary
Budgeted Income: \$1,600.00
Actual Income: \$936.00
Budgeted Expense: \$1,935.00
Actual Expense: \$2,503.90
Loss of (-\$1,567.90)

Financial Summary
Chkg Acct Balance: \$38,491.95
MMA Balance: \$28,483.22
Total Cash on Hand: \$66,975.17

YTD Summary
Budgeted Income: \$19,600
Actual Income: \$8,539.94
Budgeted Expense: \$14,315.00
Actual Expense: \$11,018.66
Loss of (-\$2,478.72)

ATD Charlotte Chapter June 2022 Scorecard

Monthly Meeting Overview

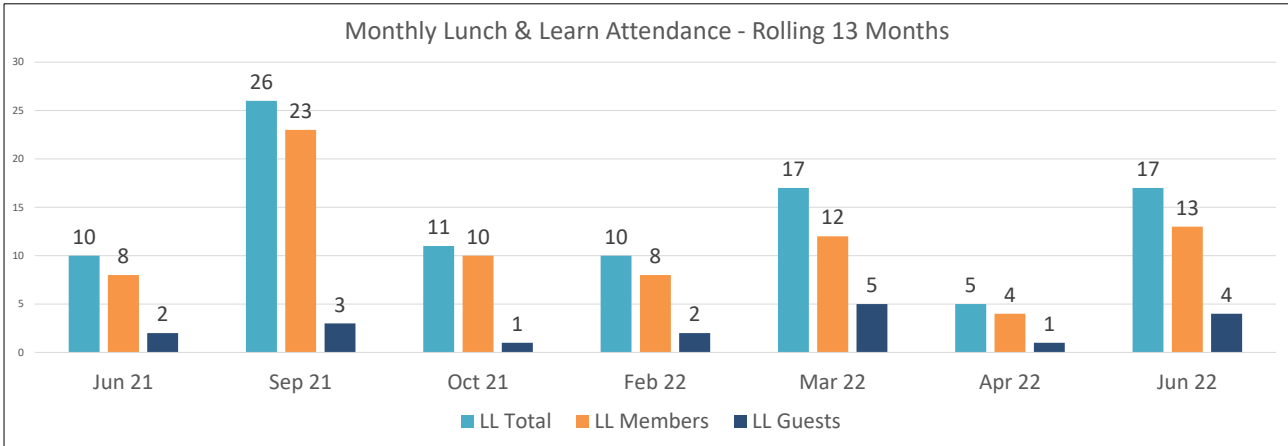


13 Month Averages:
 Chpt Mtg Attendance: 28
 L&L Avg Attendance: 13

June Chpt Mtg Attendance: 21
 June Chpt Mtg Guests: 1
 June Chpt Mtg No-Shows: 6

June L&L Attendance: 17
 June L&L Guests: 4
 June L&L Non-Shows: 9

Lunch & Learn Overview



Chapter Meeting Survey Results

