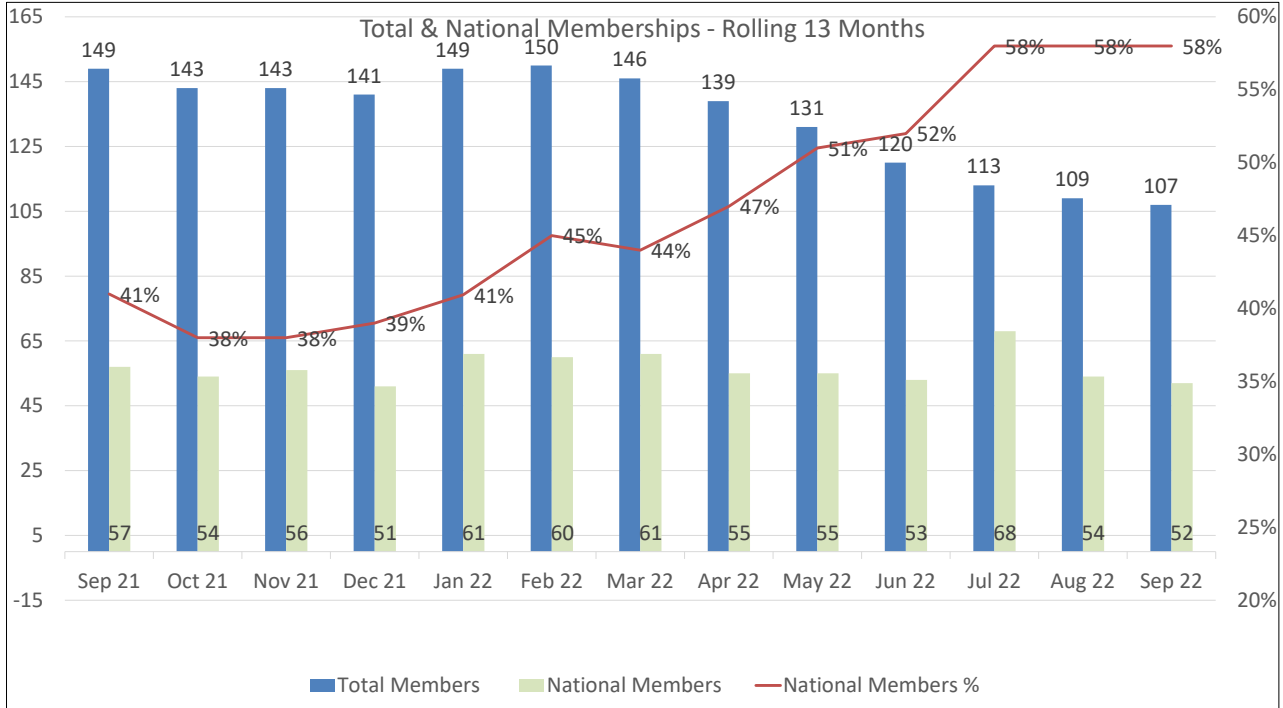


# ATD Charlotte Chapter September 2022 Scorecard

## Membership Overview

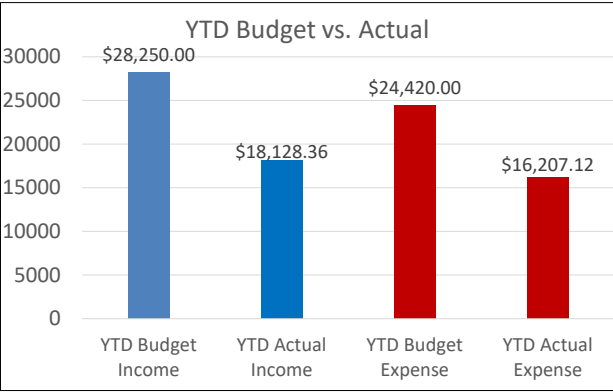
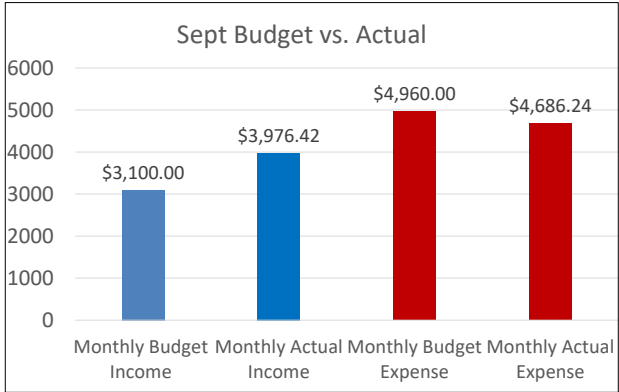


**2022 Avg Membership Avg: 132**  
**Highest National Percentage: 58%\***  
(\*Per N'tl/not including past due members 52/107)  
National Goal is 35% during fiscal year)  
**YoY - (-42) from September 2021**  
**4 Guests to NM Conversion YTD**

**September Data:**  
**4 New Members**  
**4 Renewals**  
**8 Non-Renewals**

**Past Due & Upcoming Renewals**  
**13 Past Due/Set to Expire**  
**5 (Aug) 8 (Sep)**  
**Upcoming Renewals**  
**6 (Oct)**

## Financial Summary



**September Summary**  
**Budgeted Income: \$3,100.00**  
**Actual Income: \$3,976.42**  
**Budgeted Expense: \$4,960.00**  
**Actual Expense: \$4,686.24**  
**Loss of -\$709.82**

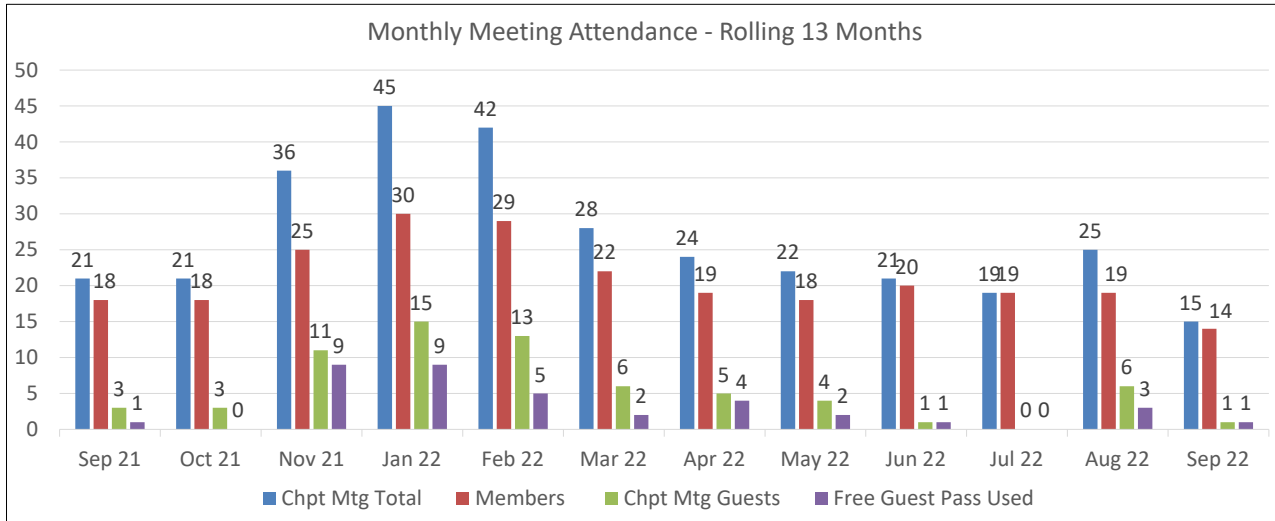
**Financial Summary**  
**\*\*Chkg Acct Balance: \$38,391.91**  
**MMA Balance: \$28,483.94**  
**Total Cash on Hand: \$66,875.85**

**YTD Summary**  
**Budgeted Income: \$28,250.00**  
**Actual Income: \$18,128.36**  
**Budgeted Expense: \$24,420.00**  
**Actual Expense: \$16,207.12**  
**Profit of \$1,921.24**

\*\*Cash on hand reflects \$4500 less that has been given towards the Carolina Regional Conference from our Chapter  
This amount is not reflected in the budgeted or actual expenses

# ATD Charlotte Chapter September 2022 Scorecard

## Monthly Meeting Overview

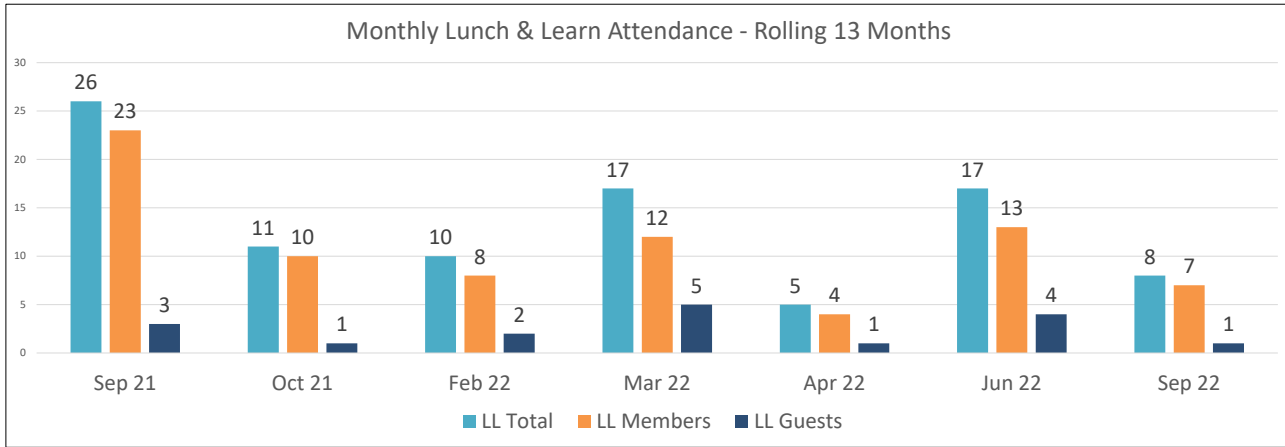


**13 Month Averages:**  
 Chpt Mtg Attendance: 27  
 L&L Avg Attendance: 13

Sept Chpt Mtg Attendance: 15  
 Sept Chpt Mtg Guests: 1  
 Sept Chpt Mtg No-Shows: 9

Sept L&L Attendance: 8  
 Sept L&L Guests: 1  
 Sept L&L Non-Shows: 10

## Lunch & Learn Overview



## Chapter Meeting Survey Results

